

Please check the examination details below before entering your candidate information

Candidate surname

Other names

**Pearson Edexcel**  
**International**  
**Advanced Level**

Centre Number

Candidate Number

--	--	--	--	--

--	--	--	--

**Time** 1 hour 20 minutes

**Paper**  
**reference**

**WCH16/01**

**Chemistry**

**International Advanced Level**

**UNIT 6: Practical Skills in Chemistry II**

**You must have:**

Scientific calculator, ruler

Total Marks

## Instructions

- Use **black** ink or **black** ball-point pen.
- **Fill in the boxes** at the top of this page with your name, centre number and candidate number.
- Answer **all** questions.
- Answer the questions in the spaces provided  
– *there may be more space than you need.*
- Show all your working in calculations and include units where appropriate.

## Information

- The total mark for this paper is 50.
- The marks for **each** question are shown in brackets  
– *use this as a guide as to how much time to spend on each question.*
- You will be assessed on your ability to organise and present information, ideas, descriptions and arguments clearly and logically, including your use of grammar, punctuation and spelling.
- A Periodic Table is printed on the back cover of this paper.

## Advice

- Read each question carefully before you start to answer it.
- Try to answer every question.
- Check your answers if you have time at the end.
- Good luck with your examination.

Turn over ►

P64628A

©2021 Pearson Education Ltd.

1/1/1/1/1



  
Pearson

Answer ALL the questions. Write your answers in the spaces provided.

1 This question is about compounds containing the ammonium ion,  $\text{NH}_4^+$ .

(a) Ammonium vanadate(V),  $\text{NH}_4\text{VO}_3$ , is a white solid.

(i) When excess dilute sulfuric acid is added to an aqueous solution of  $\text{NH}_4\text{VO}_3$ , the  $\text{VO}_3^-$  ion is converted into the  $\text{VO}_2^+$  ion.

Write the **ionic** equation for the conversion of  $\text{VO}_3^-$  to  $\text{VO}_2^+$  on the addition of dilute sulfuric acid. State symbols are not required.

(1)

(ii) State the colour of an **acidified** solution of ammonium vanadate(V).

(1)

(iii) A student added zinc metal to an acidified solution of ammonium vanadate(V). The zinc reduced the vanadium in a series of reactions.

The student suggested that the sequence of colours observed could be explained by the presence of the vanadium species shown in the table.

Sequence of colours observed	starting colour $\rightarrow$ green $\rightarrow$ blue $\rightarrow$ green $\rightarrow$ violet
Suggested vanadium species	$\text{VO}_2^+$ $\rightarrow$ $\text{V}^{3+}$ $\rightarrow$ $\text{VO}^{2+}$ $\rightarrow$ $\text{V}^{3+}$ $\rightarrow$ $\text{V}^{2+}$

Explain whether or not the student is correct.

Refer to oxidation states of vanadium and account for each colour in the sequence.

(2)



(iv) When the mixture obtained at the end of the sequence in (a)(iii) is filtered, the filtrate changes colour from violet to green on standing. No further changes occur.

Suggest an explanation for these observations.

(2)

.....

.....

.....

.....

(b) Ammonium tetrachlorocuprate(II) dihydrate,  $(\text{NH}_4)_2\text{CuCl}_4 \cdot 2\text{H}_2\text{O}$ , is a blue-green solid. When ammonium tetrachlorocuprate(II) dihydrate is dissolved in water, a blue-green solution **T** is formed.

(i) Suggest the formulae of **two** complex ions present in solution **T**.

(2)

.....

.....

(ii) State how the colour of solution **T** would change on the addition of excess concentrated hydrochloric acid.

(1)

.....

.....

(iii) Describe what would be observed on the addition of aqueous sodium hydroxide to solution **T**.

(1)

.....

.....

(iv) When the mixture from (b)(iii) is warmed, a gas is evolved. Give a test to identify the gas stating the positive result of the test.

(2)

.....

.....

.....

.....

DO NOT WRITE IN THIS AREA

DO NOT WRITE IN THIS AREA

DO NOT WRITE IN THIS AREA



- (c) A white solid with a slight vinegar-like smell contains ammonium ions,  $\text{NH}_4^+$ , and an anion represented by  $\text{Y}^-$ .

The smell of vinegar intensifies on the addition of a few drops of concentrated sulfuric acid to an aqueous solution of  $\text{NH}_4\text{Y}$ .

On subsequent addition of a few drops of ethanol and heating the mixture, the smell of vinegar is replaced by a sweet and fruity smell.

Explain how **all** this information can be used to identify the anion  $\text{Y}^-$ .

(3)

.....

.....

.....

.....

.....

.....

.....

.....

.....

.....

**(Total for Question 1 = 15 marks)**



- 2 This question concerns the laboratory preparation of tetraamminecopper(II) sulfate-1-water,  $\text{Cu}(\text{NH}_3)_4\text{SO}_4 \cdot \text{H}_2\text{O}$ .

### Procedure

- Step 1** Weigh between 2.1 g and 2.3 g of hydrated copper(II) sulfate,  $\text{CuSO}_4 \cdot 5\text{H}_2\text{O}$ , in a boiling tube. Add  $8 \text{ cm}^3$  of distilled water and place the boiling tube in a hot water bath. Stir the mixture until the crystals have dissolved.
- Step 2** Working in a fume cupboard, slowly pour  $5 \text{ cm}^3$  of concentrated aqueous ammonia into the boiling tube. Stir until a clear solution is obtained.
- Step 3** Measure  $12 \text{ cm}^3$  of ethanol into a  $100 \text{ cm}^3$  conical flask and add the contents of the boiling tube from Step 2. Stopper the flask and swirl the contents before placing the flask in an ice bath. Allow the mixture to stand until crystals of  $\text{Cu}(\text{NH}_3)_4\text{SO}_4 \cdot \text{H}_2\text{O}$  have formed.
- Step 4** Filter the crystals obtained in Step 3 under reduced pressure, using a Buchner funnel and flask.
- Step 5** Pour  $5 \text{ cm}^3$  of cold ethanol over the crystals in the funnel.
- Step 6** Using a spatula, transfer the crystals to a filter paper on a watch glass. Press a second piece of filter paper on the crystals, to dry them as much as possible.
- Step 7** Transfer the crystals to a dry, pre-weighed sample bottle and reweigh.
- (a) Give a reason why a measuring cylinder is more suitable than a graduated pipette for measuring the distilled water in Step 1.

(1)

- (b) Give the colour of the solution at the end of Step 2.

(1)

- (c) Give the reason why Step 2 should be carried out in a fume cupboard.

(1)



(d) Give the reason why the addition of ethanol in Step 3 results in the precipitation of crystals of  $\text{Cu}(\text{NH}_3)_4\text{SO}_4 \cdot \text{H}_2\text{O}$ .

(1)

(e) Draw a **labelled** diagram of the apparatus used to filter the crystals under reduced pressure in Step 4.

(3)

(f) (i) State the purpose of the ethanol in Step 5.

(1)

(ii) Give a reason why the ethanol is cold.

(1)



DO NOT WRITE IN THIS AREA

DO NOT WRITE IN THIS AREA

DO NOT WRITE IN THIS AREA

(g) Starting with 2.17 g of  $\text{CuSO}_4 \cdot 5\text{H}_2\text{O}$  and using excess ammonia, a student obtained 2.54 g of product.

(i) Calculate the **apparent** percentage yield of  $\text{Cu}(\text{NH}_3)_4\text{SO}_4 \cdot \text{H}_2\text{O}$ .

Give your answer to an appropriate number of significant figures.

(3)

(ii) Suggest a reason why the apparent percentage yield in this preparation is often greater than 100%.

(1)

.....

.....

.....

.....

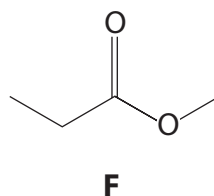
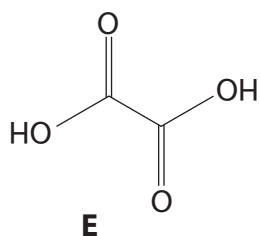
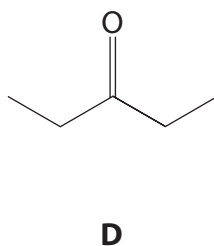
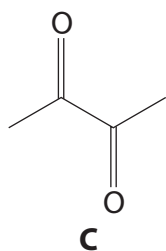
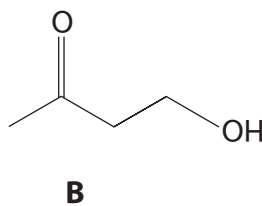
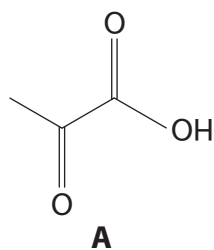
.....

.....

**(Total for Question 2 = 13 marks)**



3 This question is about the identification of six organic compounds.



(a) From **A, B, C, D, E** and **F**, identify the compound with

(i) the fewest peaks in its **carbon-13** NMR spectrum.

(1)

(ii) the most peaks in its **low** resolution **proton** NMR spectrum.

(1)

(iii) three peaks with relative peak area 3:2:3 in its **low** resolution proton NMR spectrum.

(1)

(iv) one triplet and one quartet as the only peaks in its **high** resolution proton NMR spectrum.

(1)

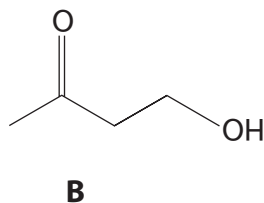
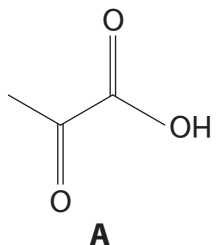




(b) For each of the following pairs, give **one chemical** test, not including indicators, that could be used to distinguish the compounds.

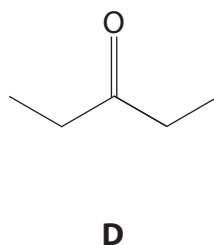
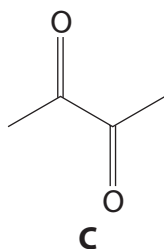
Identify the reagents and give the results of each test.

(i) **A** and **B**



(2)

(ii) **C** and **D**

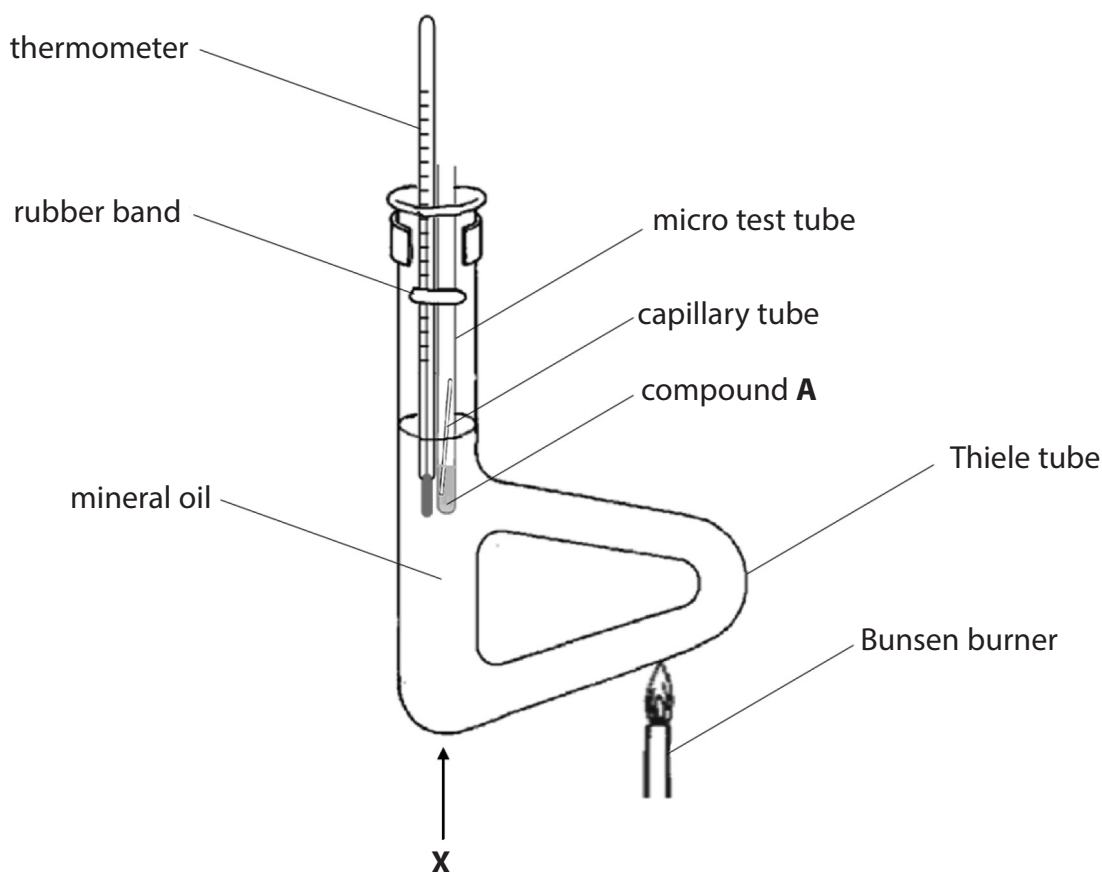


(2)



- (c) Liquids boil at the temperature at which their vapour pressure is equal to atmospheric pressure.

The apparatus shown below was used to determine the boiling temperature of compound **A**, which is a liquid at room temperature and pressure and has a boiling temperature in the range 120°C to 180°C.



### Procedure

- Step 1** Place a capillary tube, sealed at one end and with the open end facing down, into 0.5 cm<sup>3</sup> of compound **A** in a micro test tube. Attach the micro test tube to a thermometer with a rubber band.
- Step 2** Clamp the micro test tube and thermometer in the mineral oil, making sure neither test tube nor thermometer bulb is in contact with the glass walls of the Thiele tube.
- Step 3** Move a small Bunsen flame back and forth along the lower part of the side-arm of the Thiele tube. An initial stream of bubbles will come from the open end of the capillary tube.
- Step 4** Continue heating until a rapid and continuous stream of bubbles comes from the capillary tube. Stop heating and record the temperature as soon as compound **A** is drawn up into the capillary tube.



(i) State what causes the initial stream of bubbles from the capillary tube in Step 3. (1)

(ii) Suggest why the side-arm of the Thiele tube is heated, rather than point X on the diagram. (1)

(iii) Suggest why mineral oil, and not water, is used in the Thiele tube when determining the boiling temperature of compound A. (1)

(iv) Suggest why the results obtained when using this apparatus on different days may **not** be the same, even when no mistakes are made in carrying out the experiment. (1)

DO NOT WRITE IN THIS AREA

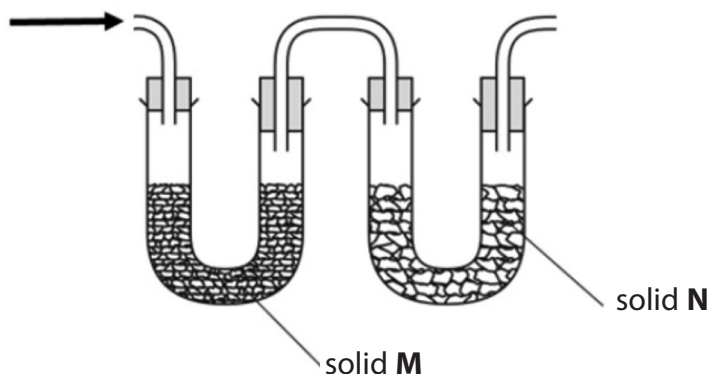
DO NOT WRITE IN THIS AREA

DO NOT WRITE IN THIS AREA



(d) **One** of the compounds **A, B, C, D, E** or **F** was analysed.

To determine its empirical formula, 1.57 g of the compound was burned completely and the combustion products passed through the apparatus shown.



Solid **M** absorbed water and increased in mass by 1.28 g.

Solid **N** absorbed carbon dioxide and increased in mass by 3.14 g.

(i) Identify, by name or formula, suitable substances for solids **M** and **N**.

(2)

Solid **M** .....

Solid **N** .....



(ii) Calculate the **empirical** formula of the compound, using the data given.

You **must** show your working.

(4)

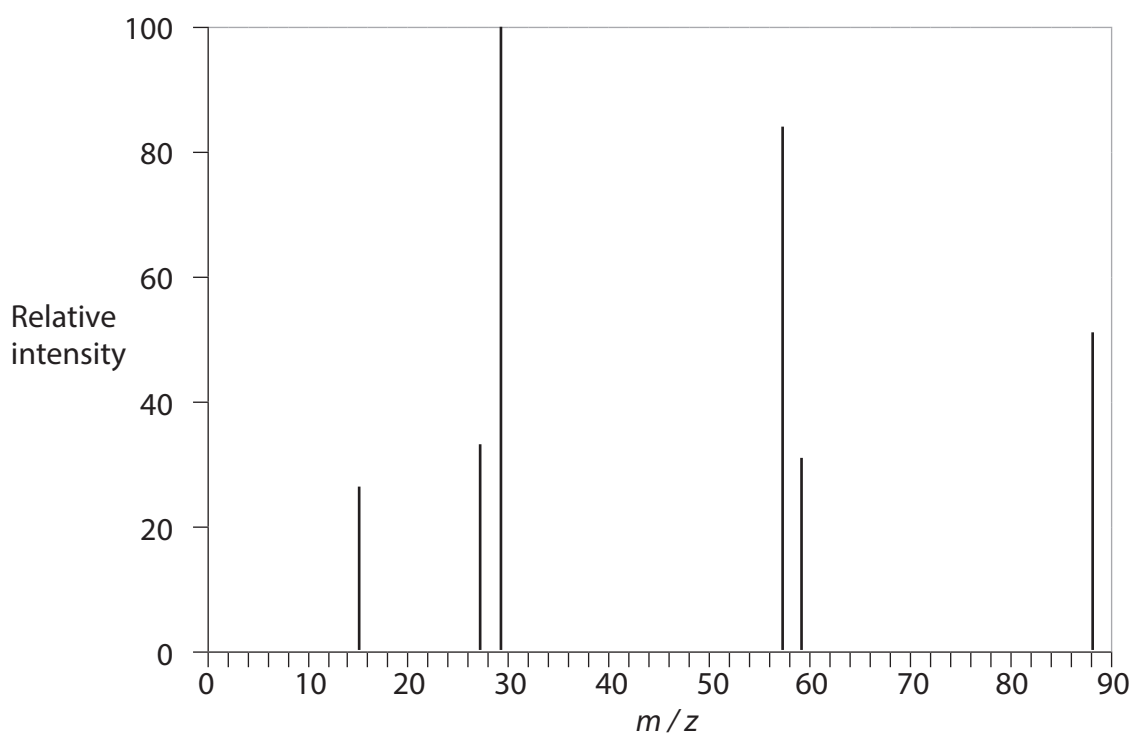
DO NOT WRITE IN THIS AREA

DO NOT WRITE IN THIS AREA

DO NOT WRITE IN THIS AREA



(iii) The mass spectrum of the compound is shown.



Deduce the relative molecular mass of the compound, using the mass spectrum.

(1)

(iv) Deduce the molecular formula of the compound, using your answers to (d)(ii) and (d)(iii).

(1)

DO NOT WRITE IN THIS AREA

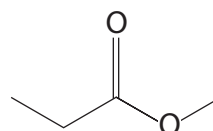
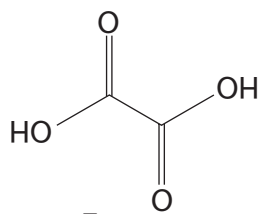
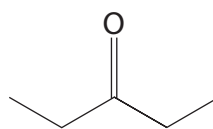
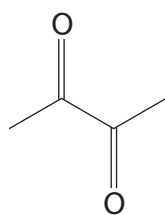
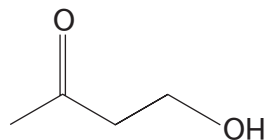
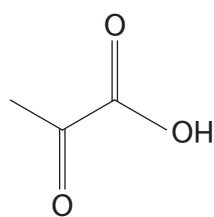
DO NOT WRITE IN THIS AREA

DO NOT WRITE IN THIS AREA



- (v) Determine the identity of the compound, using your answer to (d)(iv) and the fragmentation pattern of the mass spectrum.  
Justify your answer.

(2)



(Total for Question 3 = 22 marks)

**TOTAL FOR PAPER = 50 MARKS**



