

Tuesday 13 October 2020 – Morning

A Level Chemistry A

H432/02 Synthesis and analytical techniques

Time allowed: 2 hours 15 minutes

You must have:

- the Data Sheet for Chemistry A

You can use:

- a scientific or graphical calculator
- an HB pencil



Please write clearly in black ink. **Do not write in the barcodes.**

Centre number

--	--	--	--	--

Candidate number

--	--	--	--

First name(s)

Last name

INSTRUCTIONS

- Use black ink. You can use an HB pencil, but only for graphs and diagrams.
- Write your answer to each question in the space provided. If you need extra space use the lined pages at the end of this booklet. The question numbers must be clearly shown.
- Answer **all** the questions.
- Where appropriate, your answer should be supported with working. Marks might be given for using a correct method, even if your answer is wrong.

INFORMATION

- The total mark for this paper is **100**.
- The marks for each question are shown in brackets [].
- Quality of extended response will be assessed in questions marked with an asterisk (*).
- This document has **28** pages.

ADVICE

- Read each question carefully before you start your answer.

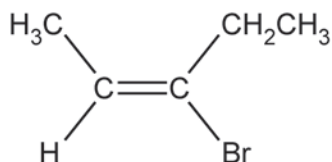
SECTION A

You should spend a maximum of 20 minutes on this section.

Write your answer to each question in the box provided.

Answer **all** the questions.

- 1 What is the name of the compound below?



- A *E*-3-bromopent-2-ene
B *E*-3-bromopent-3-ene
C *Z*-3-bromopent-2-ene
D *Z*-3-bromopent-3-ene

Your answer

[1]

- 2 Which statement about bonds is correct?

- A The C=C bond in ethene is more polar than the C-C bond in ethane.
B A σ -bond is stronger than a π -bond.
C The H-C-H bond angle in ethane is greater than the H-C-H bond angle in ethene.
D A σ -bond is formed from sideways overlap of p orbitals.

Your answer

[1]

3 Which of these reagent(s) will **not** react with $\text{HOCH}_2\text{CH}_2\text{CH}_2\text{COOH}$?

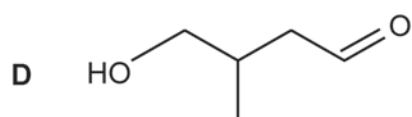
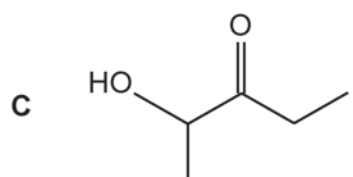
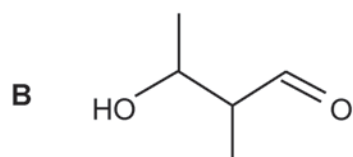
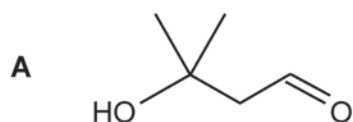
- A NaCN in ethanol
- B $\text{C}_2\text{H}_5\text{OH}$ in the presence of an acid catalyst
- C $(\text{CH}_3\text{CO})_2\text{O}$
- D concentrated H_2SO_4

Your answer

☐

[1]

4 Which compound can be refluxed with acidified potassium dichromate(VI) to form an organic product with molecular formula $\text{C}_5\text{H}_8\text{O}_2$?

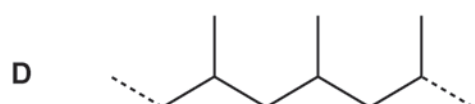
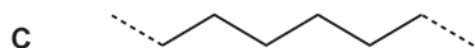
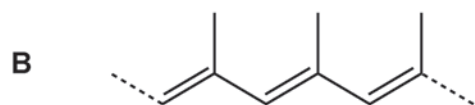
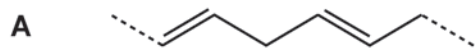


Your answer

☐

[1]

5 Which structure shows a section of poly(propene)?



Your answer

☐

[1]

6 Which alcohol reacts with an acid catalyst to form a mixture of stereoisomers?

A 3-methylbutan-2-ol

B pentan-1-ol

C 2-methylhexan-2-ol

D heptan-4-ol

Your answer

☐

[1]

7 Which one of the following reacts with ethanoic acid **and** with phenol?

A Aqueous potassium hydroxide

B Bromine

C Calcium carbonate

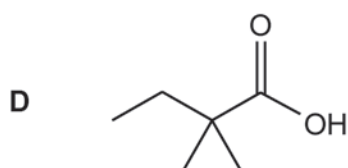
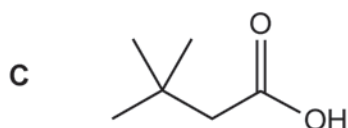
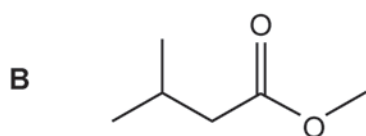
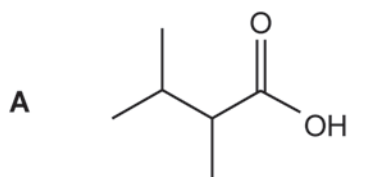
D Methanol and an acid catalyst

Your answer

☐

[1]

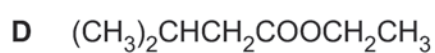
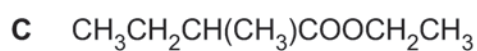
- 8 Which isomer of $C_6H_{12}O_2$ produces the smallest number of peaks in its ^{13}C NMR spectrum?



Your answer

[1]

- 9 What is the structural formula of ethyl 3-methylbutanoate?



Your answer

[1]

- 10 What is the number of alicyclic structural isomers of C_5H_{10} ?

A 3

B 4

C 5

D 6

Your answer

[1]

- 11 Complete combustion of 1.00 g of a hydrocarbon gives 3.38 g carbon dioxide.

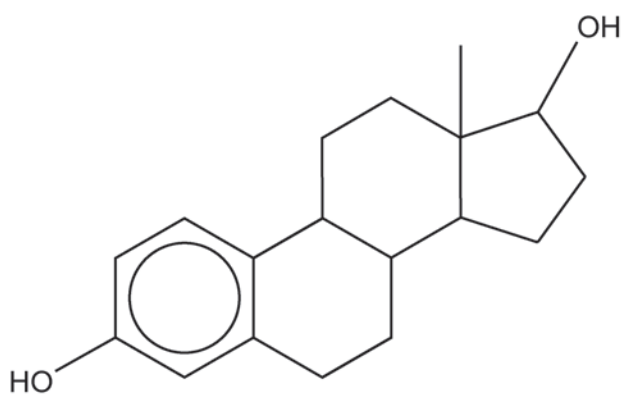
What is the empirical formula of the hydrocarbon?

- A CH
B CH₂
C C₂H₅
D C₃H₈

Your answer

[1]

- 12 What is the molecular formula of the steroid molecule below?



- A C₁₈H₂₄O₂
B C₁₈H₂₆O₂
C C₁₈H₂₈O₂
D C₁₈H₃₀O₂

Your answer

[1]

13 Which statement(s) is/are correct for gas chromatography?

- 1 The components in a mixture can be identified from their retention time.
- 2 The relative peak areas give the proportions of components in a mixture.
- 3 Calibration curves are used to confirm the concentrations of components in a mixture.

- A** 1, 2 and 3
B Only 1 and 2
C Only 2 and 3
D Only 1

Your answer

☐

[1]

14 Which of the following reactions produce propan-1-ol?

- 1 The alkaline hydrolysis of 1-chloropropane.
- 2 The acid hydrolysis of propyl methanoate.
- 3 The acid hydrolysis of propanenitrile.

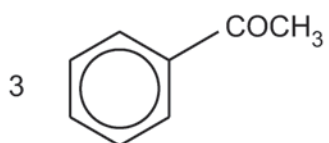
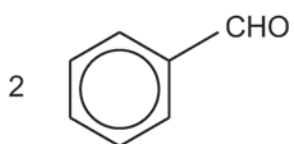
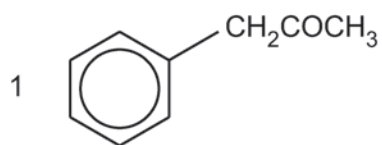
- A** 1, 2 and 3
B Only 1 and 2
C Only 2 and 3
D Only 1

Your answer

☐

[1]

- 15 Which compound(s) could be prepared by reacting benzene with an acyl chloride in the presence of a halogen carrier?



- A** 1, 2 and 3
B Only 1 and 2
C Only 2 and 3
D Only 1

Your answer

☐

[1]

BLANK PAGE

PLEASE DO NOT WRITE ON THIS PAGE

SECTION B

Answer **all** the questions.

- 16 The structure of hydrocarbon **A** is shown below.



- (a) Hydrocarbon **A** can be reacted with bromine in the presence of ultraviolet radiation to prepare $(\text{CH}_3)_3\text{CCHBrCH}_3$.

What is the systematic name for $(\text{CH}_3)_3\text{CCHBrCH}_3$?

..... [1]

- (b) $(\text{CH}_3)_3\text{CCHBrCH}_3$ has stereoisomers.

- (i) Explain the term stereoisomers and name this type of stereoisomerism.

Explanation:

.....

.....


Type of stereoisomerism: [1]

- (ii) Draw 3D diagrams for the stereoisomers of $(\text{CH}_3)_3\text{CCHBrCH}_3$.

- (c) Complete the table to show the mechanism for the reaction of hydrocarbon **A** with Br₂ to form (CH₃)₃CCHBrCH₃.

Use skeletal formulae for all organic compounds.

Use 'dots' (•) to show the position of unpaired electrons.

Initiation	
.....	
Propagation	
	+ → +
..... + → +	

[3]

- (d) State **two** limitations of using radical substitution in organic synthesis.

- 1
-
- 2
-

[2]



In both reactions, the organic compound reacts with chlorine in a 1:1 molar ratio.

Organic product with B	Organic product with C

(ii) Explain the relative resistance to chlorination of compound **C** compared with compound **B**.

..... [3]

. [3]

- (iii) Outline the mechanism for the reaction of compound **C** with chlorine.

Show the role of the halogen carrier.

[5]

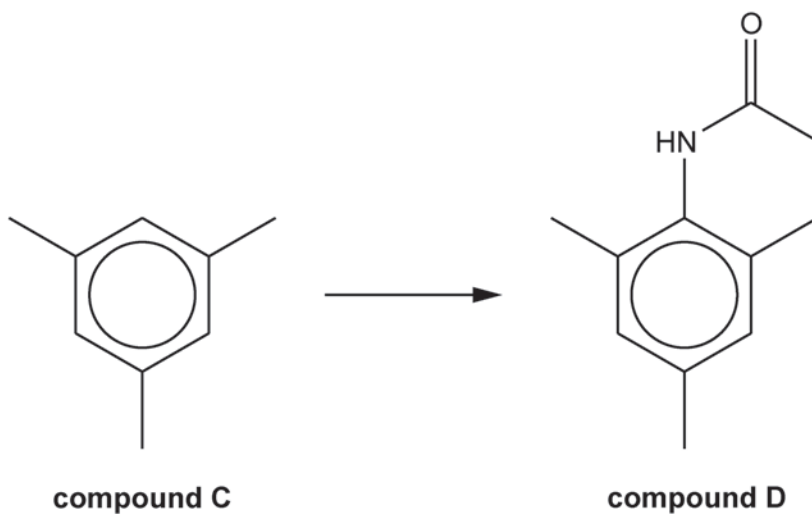
- (b) Compound **C** can be prepared by 'trimerisation' of propanone using concentrated sulfuric acid as a catalyst.

Suggest an equation for this reaction, using **molecular** formulae.

..... [3]

(c) An organic chemist is investigating compound **D** for possible use as a medicine.

The chemist proposes a synthesis of compound **D** from compound **C**.



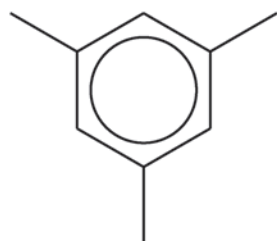
(i) Predict the number of peaks in the ^{13}C NMR spectra of compounds **C** and **D**.

	Compound C	Compound D
Number of peaks

[2]

(ii) The chemist develops a three-stage synthesis of compound **D** from compound **C**.


Complete the flowchart.
Show structures for organic compounds.



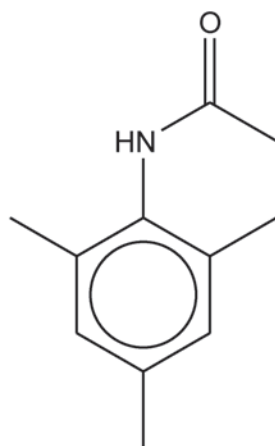
compound C

reagent:

catalyst:




1. Sn + HCl
2. Neutralise



compound D

reagent:



[5]

18 Alcohols can be used to prepare organic compounds with different functional groups.

(a) $\text{HO}(\text{CH}_2)_4\text{OH}$ can be oxidised to form $\text{HOOC}(\text{CH}_2)_2\text{COOH}$.

(i) State the reagents and conditions and write an equation for this oxidation.

In the equation, use [O] for the oxidising agent.

Reagents and conditions:

.....

Equation:

[3]

(ii) $\text{HOOC}(\text{CH}_2)_2\text{COOH}$ is soluble in water.

Explain, using a labelled diagram, why $\text{HOOC}(\text{CH}_2)_2\text{COOH}$ is soluble in water.

[2]

(b) $\text{HOOC}(\text{CH}_2)_2\text{COOH}$ and $\text{HO}(\text{CH}_2)_4\text{OH}$ react together to form polymer **E**.

(i) Draw **one** repeat unit of polymer **E**.

The functional groups should be clearly displayed.

[2]

(ii) Governments are encouraging the development of biodegradable polymers to reduce dependency on persistent plastic waste derived from fossil fuels.

Polymer **E** is a biodegradable polymer.

Suggest why polymer **E** is able to biodegrade.

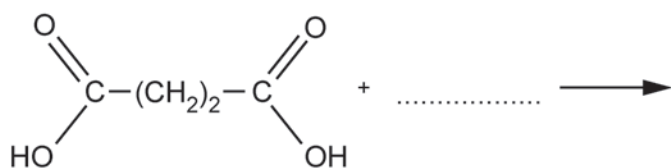
.....

..... [1]

(iii) A large yield of polymer **E** can be obtained by reacting a diacyl dichloride with $\text{HO}(\text{CH}_2)_4\text{OH}$.

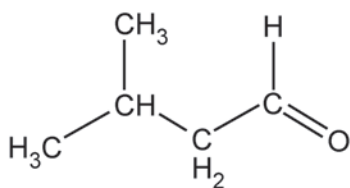
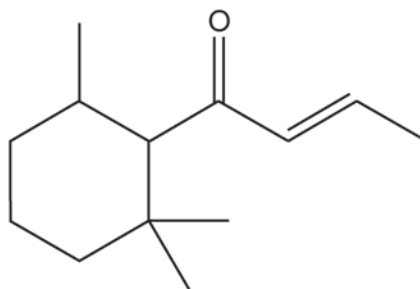
The diacyl dichloride is prepared from $\text{HOOC}(\text{CH}_2)_2\text{COOH}$.

Complete the equation for the formation of a diacyl dichloride from $\text{HOOC}(\text{CH}_2)_2\text{COOH}$.



[3]

19 The carbonyl compounds, **F** and **G**, shown below, contribute to the flavour of coffee.

**F****G**

(a) Compound **F** is a member of a homologous series.

(i) Explain the term homologous series.

.....

 [2]

(ii) Predict the molecular formula for the member of this homologous series containing 24 carbon atoms.

..... [1]

(b) Describe suitable chemical tests, with observations, that would confirm the presence of the functional groups in **F** and **G**.

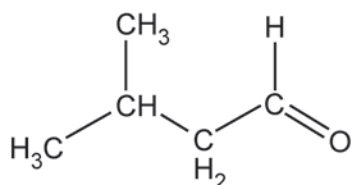
.....

 [4]

(c) Compound **F** reacts with HCN using NaCN(aq) and H⁺(aq).

- (i) Outline the mechanism for the reaction of **F** with NaCN(aq) and H⁺(aq) and state the name of the mechanism. The structure of **F** has been provided.

Include relevant dipoles, lone pairs and the structure of the organic product.



Name of mechanism: [5]

- (ii) Explain why the mechanism in (c)(i) involves heterolytic fission.

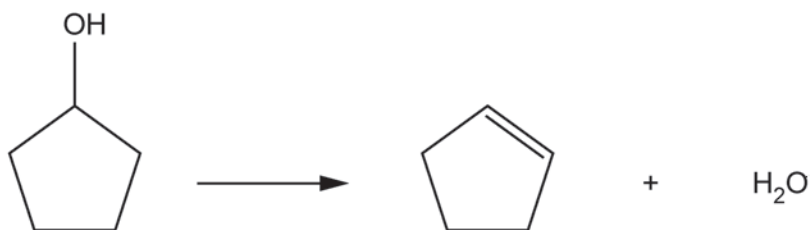
.....

 [2]

- 20 Cyclopentanol can be reacted to form cyclopentene. Cyclopentene is a liquid with a boiling point of 44°C and a density of 0.74 g cm^{-3} .

A student plans to prepare 4.00 g of cyclopentene by reacting cyclopentanol (boiling point 140°C) with an acid catalyst.

Equation

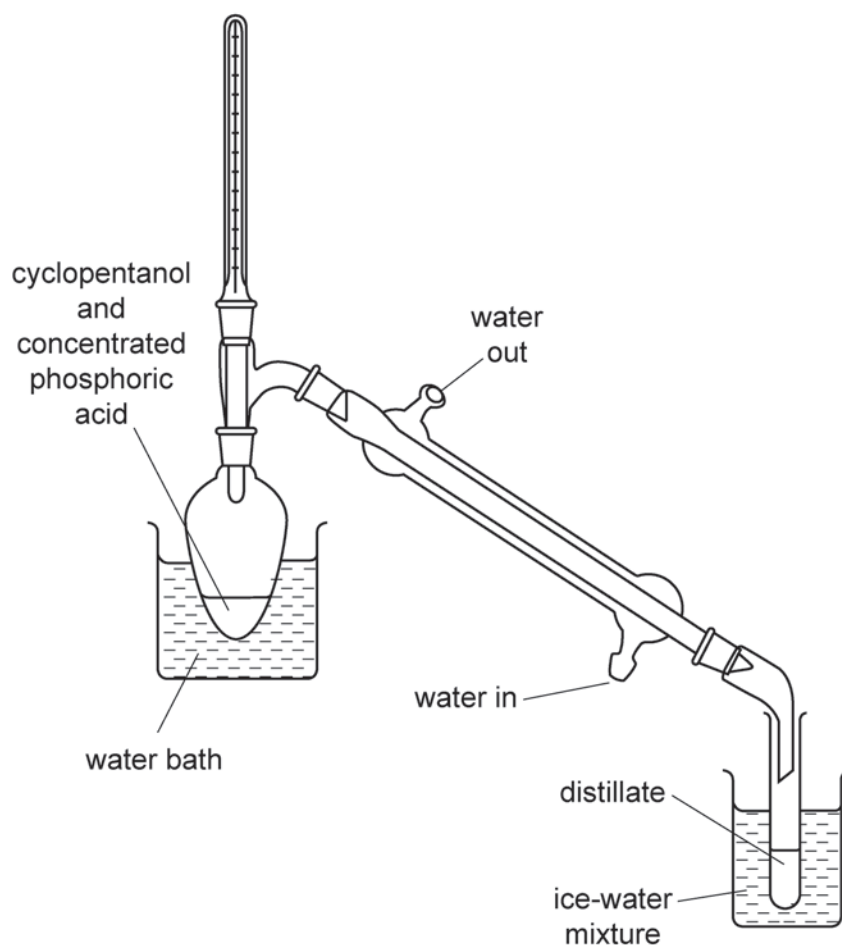


The expected percentage yield of cyclopentene is 64.0% .

Method

The student carries out the preparation using apparatus set up for distillation, as shown below.

- 1 The reaction mixture is heated gently, and a distillate containing impure cyclopentene is collected.



- 2 The distillate has an aqueous layer and an organic layer. The student purifies the cyclopentene from the distillate.

- (a)* Calculate the mass of cyclopentanol that the student should use and explain how pure cyclopentene could be obtained from the distillate. [6]

.....

.....

.....

.....

.....

.....

.....

.....

.....

.....

.....

.....

.....

.....

.....

.....

.....

.....

.....

.....

.....

Additional answer space if required

.....

.....

.....

.....

.....

.....

.....

.....

.....

.....

.....

.....

.....

.....

.....

.....

.....

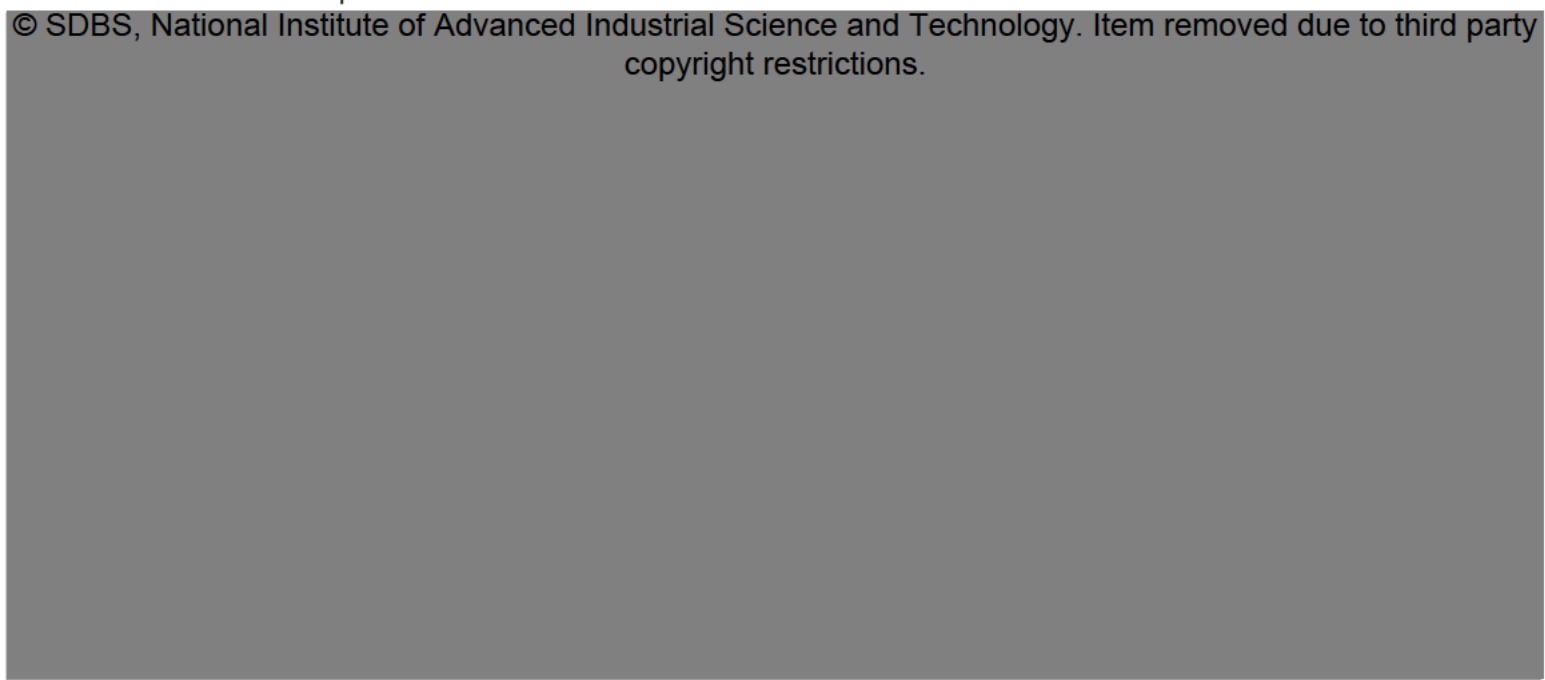
.....

.....

.....

- (b) The organic layer in the distillate was analysed by IR spectroscopy.
The IR spectrum is shown below.

© SDBS, National Institute of Advanced Industrial Science and Technology. Item removed due to third party copyright restrictions.



Explain how the IR spectrum of the organic layer suggests that cyclopentene has been formed and that the reaction is incomplete.

.....

.....

.....

.....

..... [2]

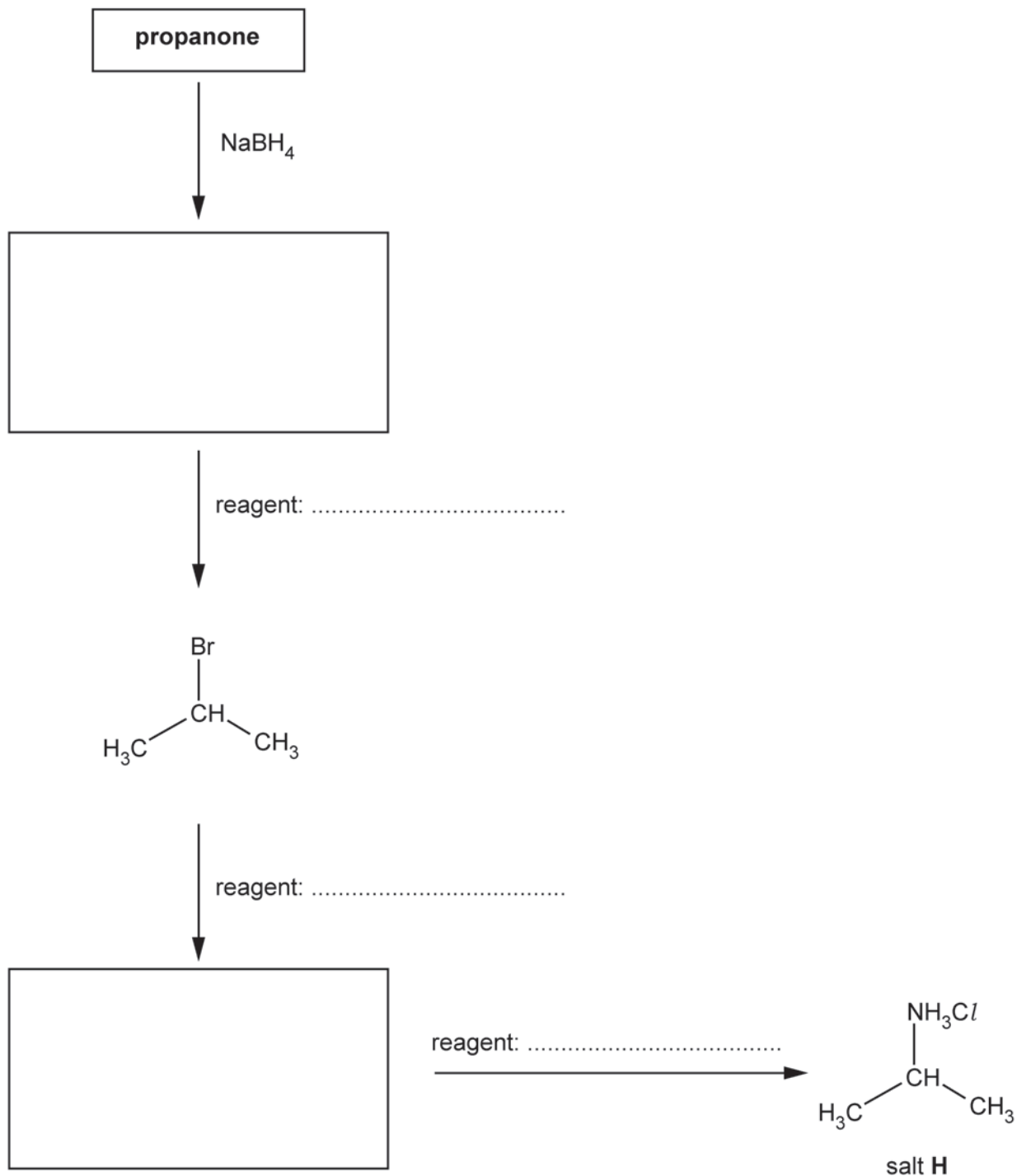
21 This question is about organic compounds containing nitrogen.

(a) Salt **H**, $(\text{CH}_3)_2\text{CHNH}_3\text{Cl}$, is used in the manufacture of garden weedkillers.

The flowchart shows the synthesis of the salt **H** from propanone.

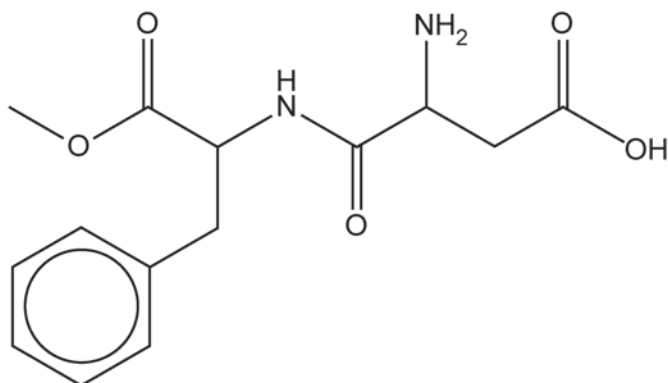
Complete the flowchart.

Show structures for organic compounds.



[5]

(b) Aspartame, shown below, is an artificial sweetener commonly used as a sugar substitute.



aspartame

(i) Aspartame contains several functional groups.




Apart from the benzene ring, name the functional groups in aspartame.

.....

 [3]

(ii) A sample of aspartame is hydrolysed with aqueous acid.

Draw the structures of the **three** organic products of the complete **acid hydrolysis** of aspartame.



[4]

- (iii) Some people are concerned that aspartame, $C_{14}H_{18}N_2O_5$, may have adverse health effects.

Research shows that the safe maximum daily intake of aspartame is $1.7 \times 10^{-4} \text{ mol kg}^{-1}$.

- A typical UK adult has a mass of 75 kg.
- A can of a diet drink contains 167 mg of aspartame.

How many cans of this diet drink is it safe for a typical adult to drink in one day?

Number of cans = [3]

- 22 An organic compound **I** is analysed, using a combination of techniques. The analytical data is shown below.

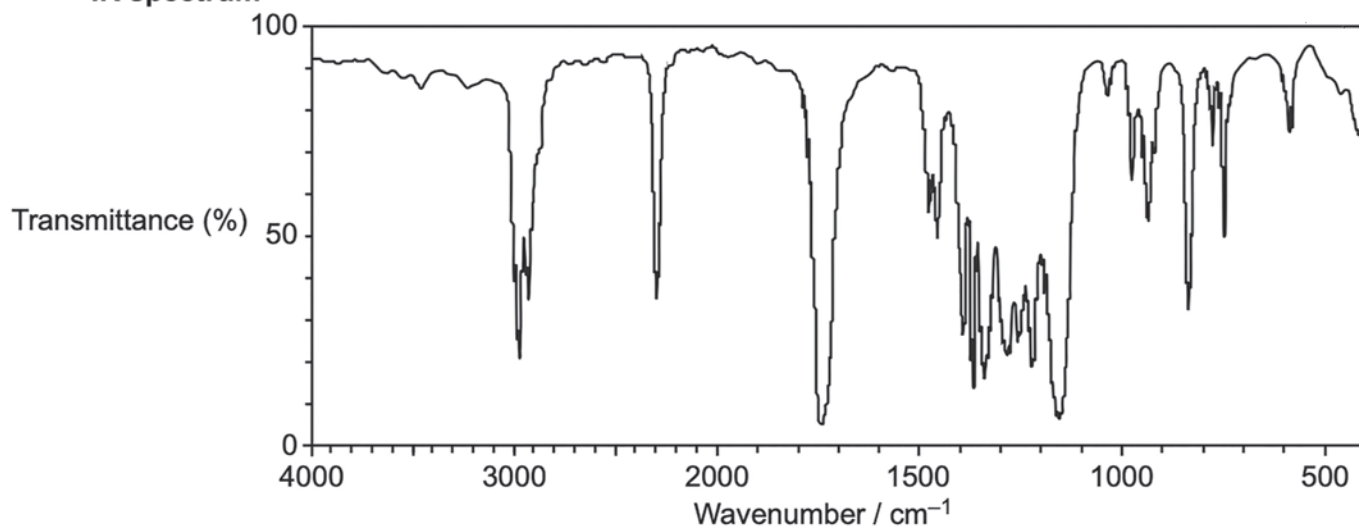
Elemental analysis by mass

C, 56.69%; H, 7.09%; N, 11.02%; O, 25.20%

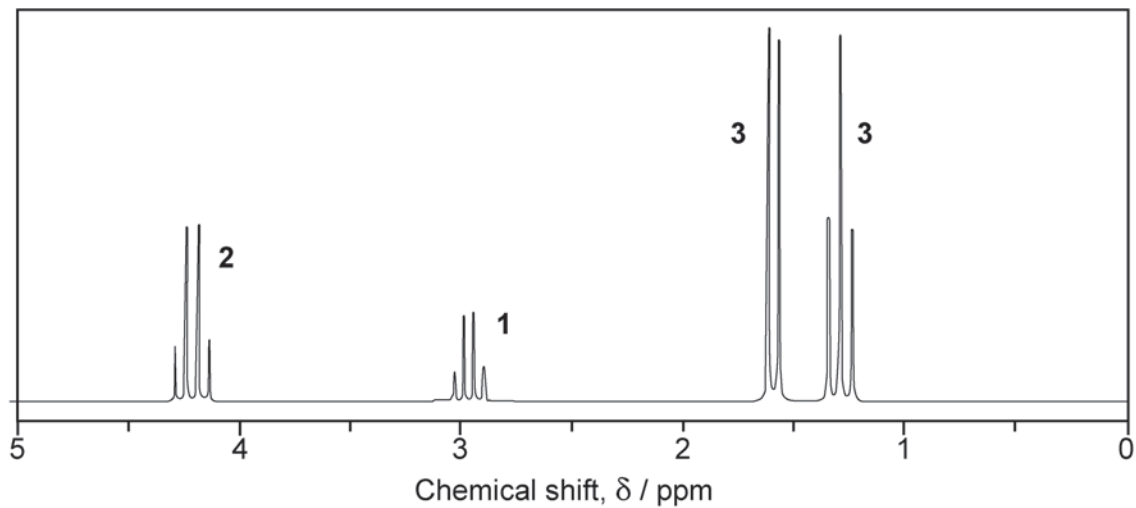
Mass spectrum

Molecular ion peak at $m/z = 127.0$

IR spectrum



Proton NMR spectrum



- (a) Explain the use of two deuterated compounds in NMR spectroscopy.

.....

.....

.....

..... [2]

This image shows a full page of white paper with horizontal dashed lines, typical of primary-ruled notebook paper. The lines are evenly spaced and run across the width of the page. There are no margins, text, or other markings on the paper.

[illegible]

© OCR 2020

This image shows a blank sheet of white paper designed for handwriting practice. It features a solid vertical line on the left side, creating a narrow margin. The rest of the page is filled with evenly spaced horizontal dashed lines, providing guides for letter height and placement. There are no other markings or text on the page.

© OCR 2020